

Specifications

Nominal Voltage		12 V
Capacity (25°C)	10HR(10.8V)	150 Ah
	5HR(10.5V)	130Ah
	1HR(9.60V)	93Ah
Dimension	Length	485 ± 2mm (19.09inch)
	Width	172 ± 2mm (6.77inch)
	Height	240 ± 2mm (9.45inch)
	Total Height	T5: 242 ± 2mm (9.53inch) T11: 240 ± 2mm (9.45inch)
Approx. Weight		46kg (101.4lbs) ± 4%
Terminal type		T5/T11
Internal resistance (Fully charged, 25°C)		Approx. 3.5mΩ
Capacity affected by temperature (10HR)	40°C	102%
	25°C	100%
	0°C	85%
	-15°C	65%
Self-discharge (25°C)	3 month	Remaining Capacity: 91%
	6 month	Remaining Capacity: 82%
	12 month	Remaining Capacity: 65%
Nominal operating temperature		25°C ± 3°C (77°F ± 5°F)
Operating temperature range	Discharge	-15°C ~ 50°C (5°F ~ 122°F)
	Charge	-10°C ~ 50°C (14°F ~ 122°F)
	Storage	-20°C ~ 50°C (-4°F ~ 122°F)
Float charging voltage(25°C)		13.50 to 13.80V Temperature compensation: -18mV/°C
Cyclic charging voltage(25°C)		14.50 to 14.90V Temperature compensation: -30mV/°C
Maximum charging current		45A
Terminal material		Copper
Maximum discharge current		1200A(5 sec.)
Designed floating life(20°C)		15 years

- ◆ Absorbent glass mat technology;
- ◆ Recognized by UL & CE;
- ◆ ABS container.

Constant Current Discharge Characteristics (A, 25°C)

F.V/TIME	15min	30min	60min	2h	3h	4h	5h	6h	8h	10h	20h
9.60V	243	147	93.0	54.8	38.3	31.4	26.8	23.4	18.4	15.3	8.02
9.90V	237	144	91.6	54.5	38.0	31.2	26.6	23.3	18.3	15.2	8.00
10.2V	228	140	89.3	54.0	37.8	31.0	26.4	23.1	18.1	15.2	7.98
10.5V	220	136	87.5	53.2	37.5	30.8	26.3	23.0	18.0	15.1	7.93
10.8V	209	131	84.8	51.8	36.4	29.8	25.5	22.3	17.5	15.0	7.88

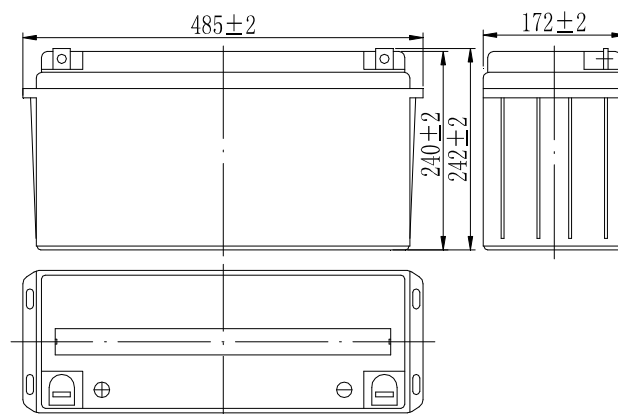
Constant Power Discharge Characteristics (Watt, 25°C)

F.V/TIME	15min	30min	60min	2h	3h	4h	5h	6h	8h	10h	20h
9.60V	2663	1649	1060	635	450	369	316	277	218	182	96.2
9.90V	2599	1616	1044	631	447	367	315	275	217	182	96.0
10.2V	2503	1567	1018	625	444	364	312	273	215	181	95.7
10.5V	2418	1529	998	616	441	362	310	271	214	180	95.2
10.8V	2290	1473	967	600	428	351	301	263	207	179	94.5

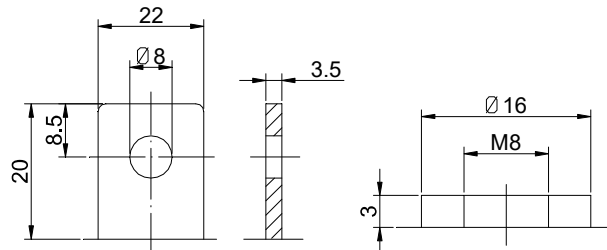
Note: The above characteristics data can be obtained within three charge/discharge cycles.



Dimensions



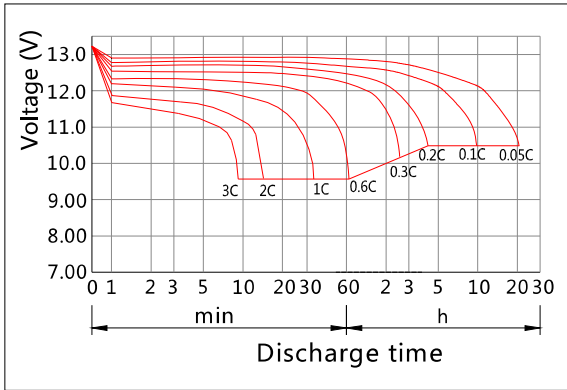
Terminal



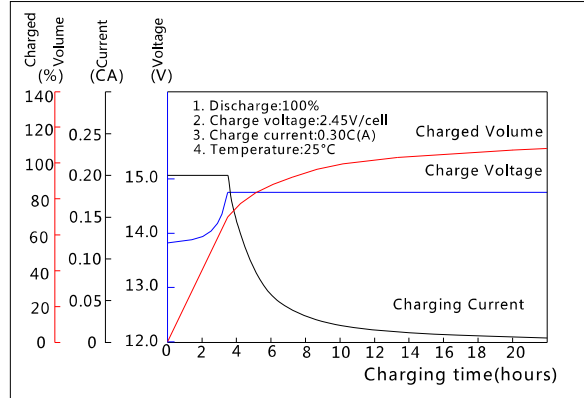
Terminal T5

Terminal T11

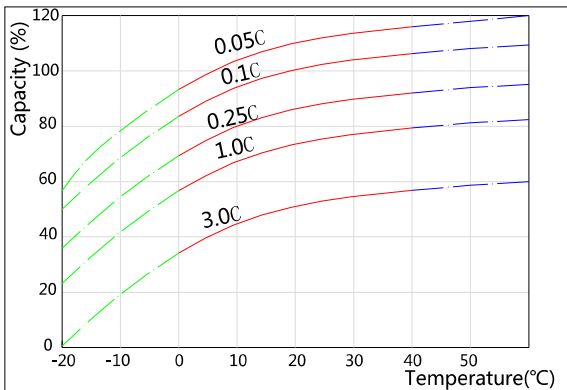
Discharge Characteristics(25°C)



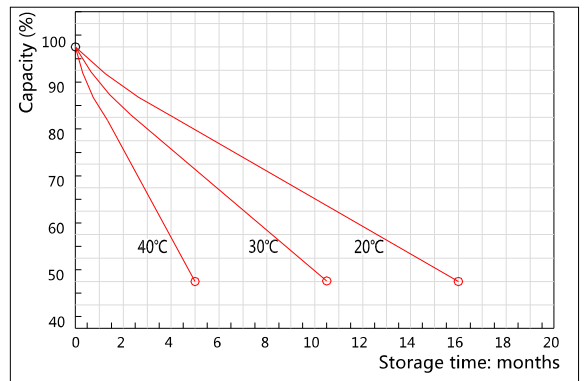
Charging Characteristics(25°C)



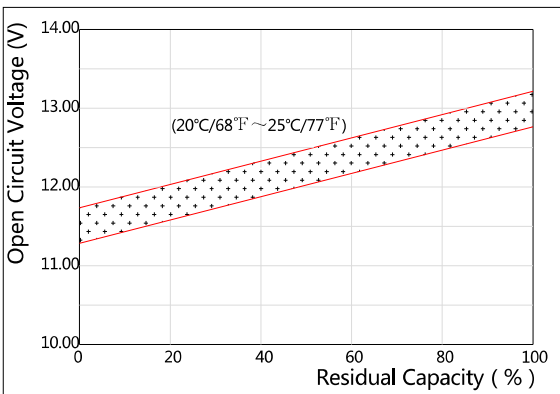
Effect of Temperature on Capacity



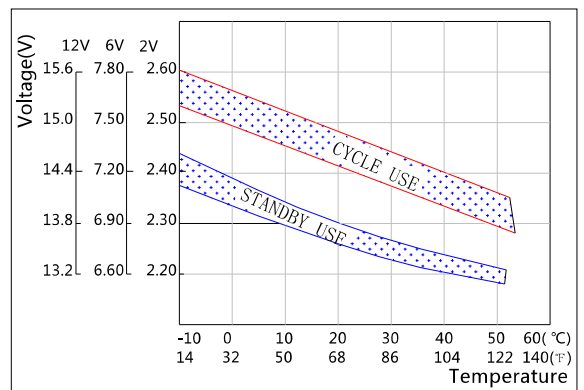
Self-discharge Characteristics



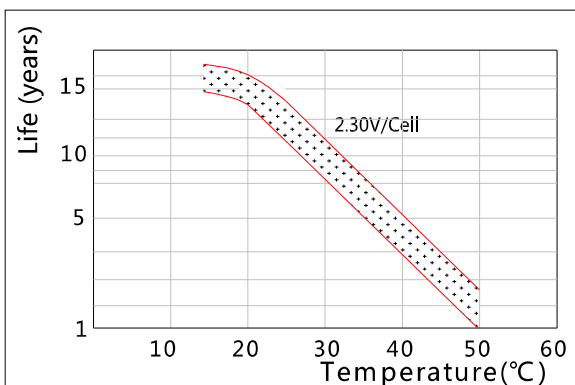
The Relationship for Open Circuit Voltage and Residual Capacity (25°C)



The Relationship for Charging Voltage and Temperature



Floating Life on Temperature



Cycle Life on D.O.D(25°C)

